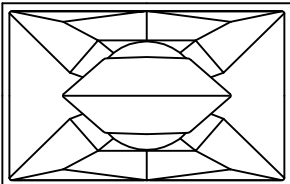


All dimensions in mm and inches

Copyright Funktion-One Research Ltd 17/08/2009 Last revised 17/08/2009



**FUNKTION-ONE**

Hoyle, Horsham Road, Beare Green, Dorking, Surrey, RH5 4PS, England

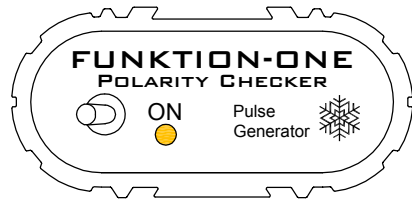
Phone: +44 (0)1306 712820  
 Fax: +44 (0)1306 711240



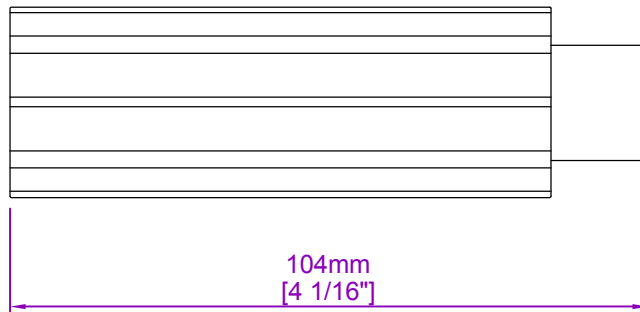
mail@funktion-one.com  
 www.funktion-one.com

Product: ASPC1 - Polarity Checker

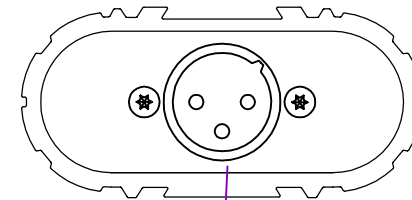
Notes:



31mm  
[1 1/4"]




104mm  
[4 1/16"]



XLR Output

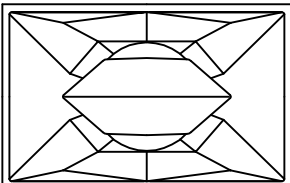
65mm  
[2 9/16"]



88mm  
[3 7/16"]

All dimensions in mm and inches

Copyright Funktion-One Research Ltd 17/08/2009 Last revised 17/08/2009



FUNKTION-ONE

Hoyle, Horsham Road, Beare Green, Dorking, Surrey, RH5 4PS, England

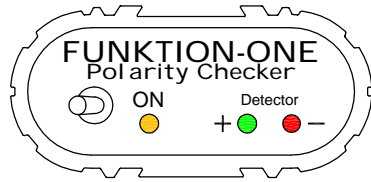
Phone: +44 (0)1306 712820  
Fax: +44 (0)1306 711240



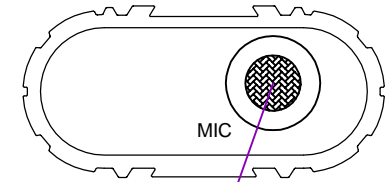

mail@funktion-one.com  
www.funktion-one.com

Product: ASPC1 - Polarity Checker - Pulse Generator

Notes:

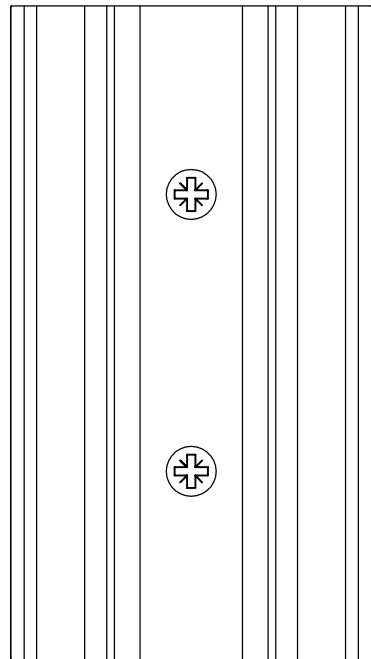



31mm  
[1 1/4"]




Microphone

65mm  
[2 9/16"]

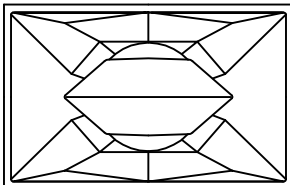


118mm  
[4 5/8"]



All dimensions in mm and inches

Copyright Funktion-One Research Ltd 17/08/2009 Last revised 17/08/2009



**FUNKTION-ONE**

Hoyle, Horsham Road, Beare Green, Dorking, Surrey, RH5 4PS, England

Phone: +44 (0)1306 712820  
Fax: +44 (0)1306 711240



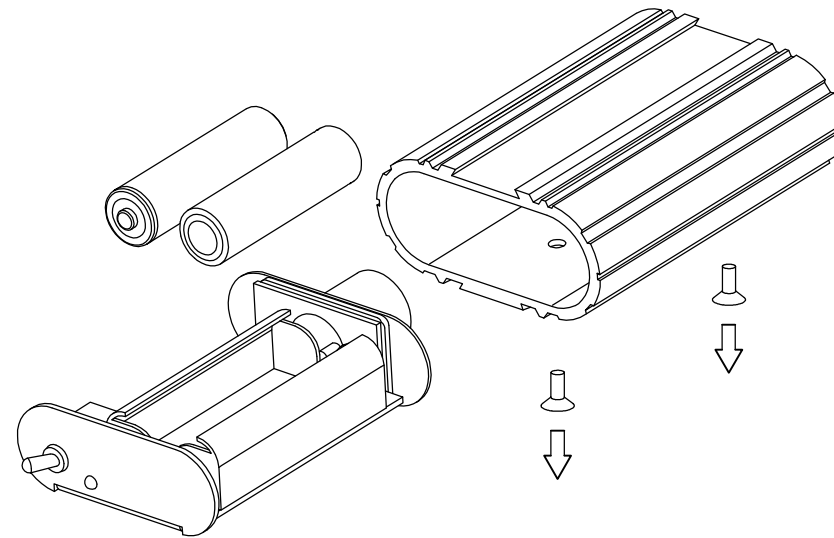
mail@funktion-one.com  
www.funktion-one.com

Product: ASPC1 - Polarity Checker - Detector

Notes:

## Battery Replacement

2 x AA batteries supplied in each part.  
Flashing yellow LED indicates unit is switched on.  
Be sure to turn both parts off after use to conserve power.  
Please dispose of used batteries responsibly.



### Other Information:

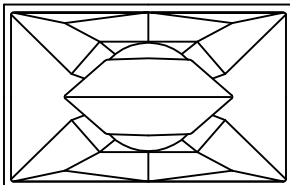
Detector microphone should be close to and pointed directly at the driver to be tested. For folded horns place in centre of throat.  
Two LEDs display polarity:  
Green = positive; Red = negative.

When testing active systems it is recommended to mute all bands other than the one being tested. When testing passive systems, keep the volume low to avoid interference. Ensure system gain is at minimum when connecting pulse generator.

Refer to [www.funktion-one.com](http://www.funktion-one.com) (Settings) for correct polarity settings for Funktion One systems. (e.g. HF in R4/5s are reverse polarity)

All dimensions in mm and inches

Copyright Funktion-One Research Ltd 17/08/2009 Last revised 17/08/2009



# FUNKTION-ONE

Hoyle, Horsham Road, Beare Green, Dorking, Surrey, RH5 4PS, England

Phone: +44 (0)1306 712820  
Fax: +44 (0)1306 711240



mail@funktion-one.com  
www.funktion-one.com

Product: ASPC1 - Polarity Checker - Battery Replacement

Notes: